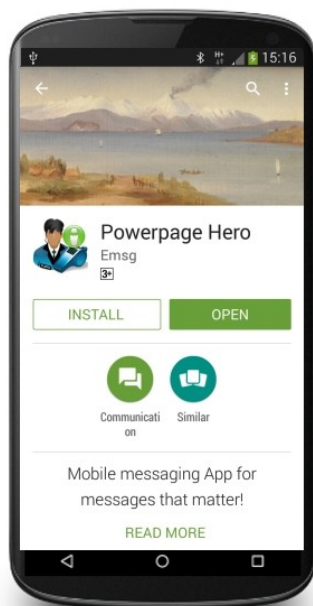


Powerpage Hero – how it works...

Please follow the steps in this guide to start messaging with Powerpage Hero

- **Download & Install the App FREE from the Google Play Store**

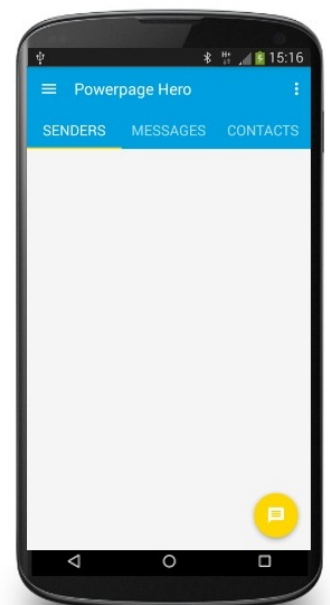
URL: play.google.com/store/apps/details?id=com.msgwrx.emsg.powerpage.hero.page



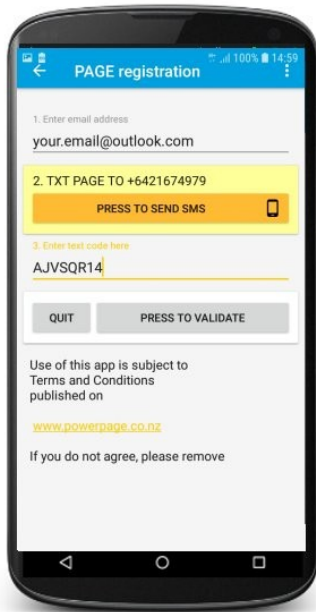
The Powerpage Hero App will download and install on your device when you tap the "INSTALL" button

The App will automatically be updated on your device as newer versions are available

The App will finish installation in a few moments and can be started using the START button or App icon



• Register App with registration code



From the App start screen either swipe from the left of the device or tap the menu icon at top left of screen then tap **Register** to open the registration screen, follow steps;

1. Enter your email address
2. Press SEND SMS button to open message app (see below)
3. Enter the registration code you receive by SMS/TXT
4. PRESS TO VALIDATE

Wait a few moments for "Registered Ok" response from the Powerpage server indicating registration succeeded

Press QUIT to close registration and initiate connection

You will get a **connected ok** message

If the code was rejected, check you have entered it correctly within the time limit or request a new code if it expired and and try again

• Get a registration code by SMS/TXT

Sending the word **PAGE** as an SMS/TXT to **+6421674979** from your mobile

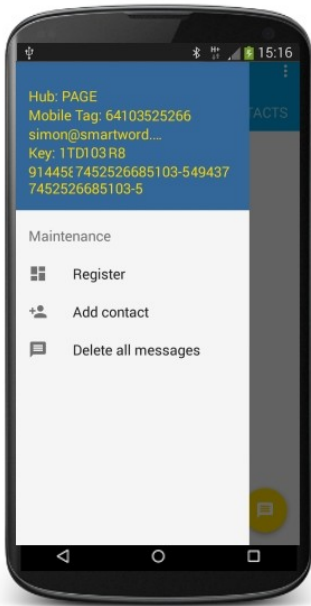


Any mobile on any mobile network worldwide can request a registration code for Powerpage Hero

Wait a few moments for the registration code to be delivered to your mobile by SMS/TXT

Make a copy or a note of it to enter into the App

• **Review your registration**



You can review your registration details and status at any time by swiping the menu from the left of device

Hub is the message service you are connected to

Mobile Tag is the user identifier of this device

Your registered **email address** is shown

Key is your registration code and web password

Finally, a unique system registration for this device

Your device is now activated and you can receive messages from any Emsg or Powerpage user, including registered Powerpage Hero devices with available credit

Provide other Powerpage users with your **Mobile Tag**, while Emsg users will also need your **Hub** name

• **Powerpage Web Login**



All registrations get an online account at:

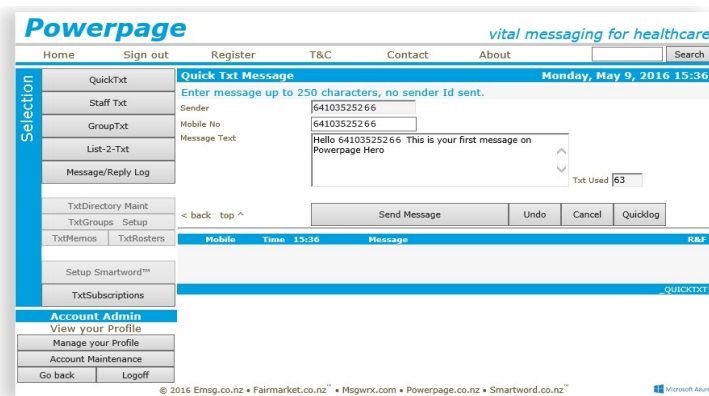
www.powerpage.co.nz

Use your **Mobile Tag** & **Key** to Login

You can send messages to other users from your device with Hero App, online or from your email. SMS/TXT is supported

Top-up and access your message archive for up to 90 days through your account

• **Send your first test message from the Powerpage Web**



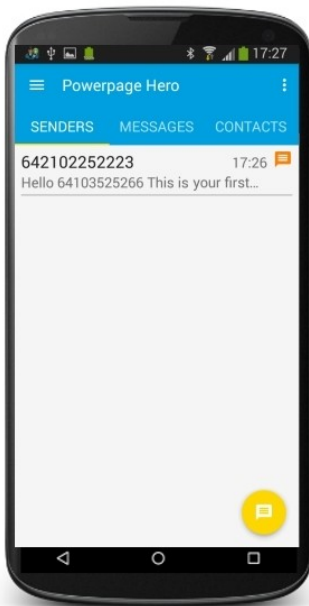
Click **QuickTxt** to send a message

Enter your **Mobile Tag** in Mobile No

Enter your Message Text

Click Send Message...

• Your first message!



When a message arrives on your device;

You will **hear** a notification sound if set

You will **feel** the device vibrate if capable

You will **see** the Powerpage Hero icon appear in the notification area along with a scrolled view of the message and the LED (if present) will flash blue

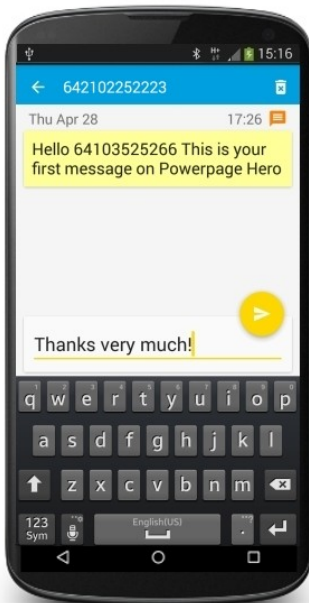
To go directly to the latest message received and open it, Press the Yellow floating action button

Messages appear in the SENDERS list in descending order of arrival by sender with part of the text

Unread messages are marked with an orange flag

Tap any message to view full text and sender thread

• View & Reply to your first message!



When you open a message from the Senders or Messages screens you are shown the full text along with the date & time it was received on the device

To quickly acknowledge you have read the message, simply Press the Yellow Button with no text

If you wish to send a reply, tap in the **Enter message** text input area, type (or dictate by speech if available) your text and Press the Yellow Button to send

The message thread is updated with your sent reply

Message icon key:



Unread message waiting



Message has been read

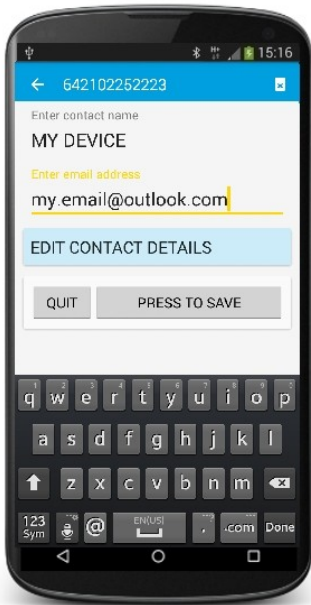


Replied to message with reply icon





• Add or Edit your Contact list



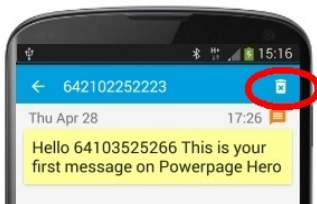
Add or Edit senders & recipients in your contacts list whenever you see the add contact icon on a message

Add completely new contacts from the **Add contact** menu item, enter the target number and press ok to edit the details of the contact

Existing contacts can be edited at any time



• Remove a messages, threads & contacts



Messages, threads and contacts can be deleted whenever you see the delete icon

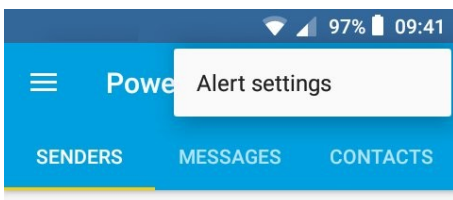
Deleted items **cannot** be recovered on the device

Powerpage online retains message history for 90 days

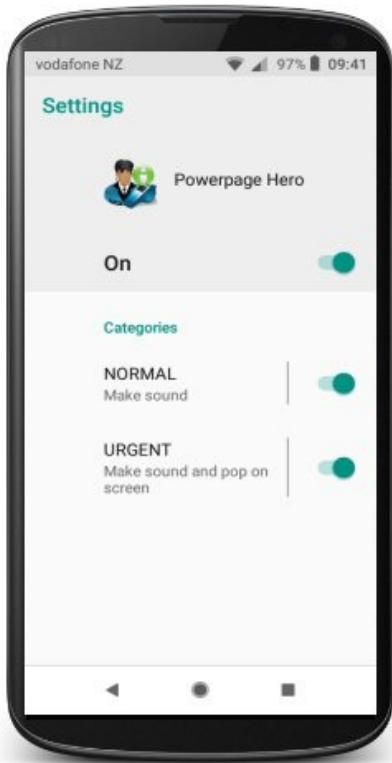
All messages can be removed from the device using the **Delete all messages** menu option



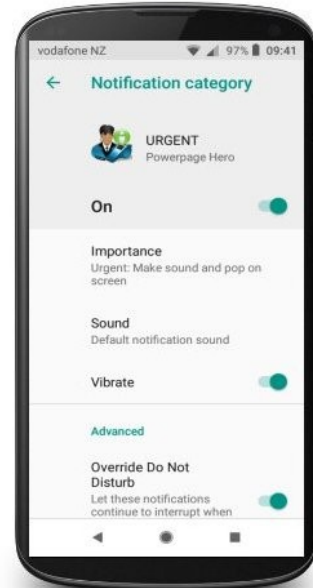
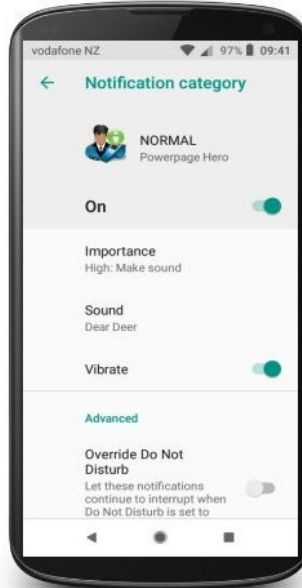
• Alert settings (Android 8+ only)



Android 8+ users can access alert settings for notification sounds and vibrations directly from the Powerpage Hero user interface • Settings for Sound & Vibration



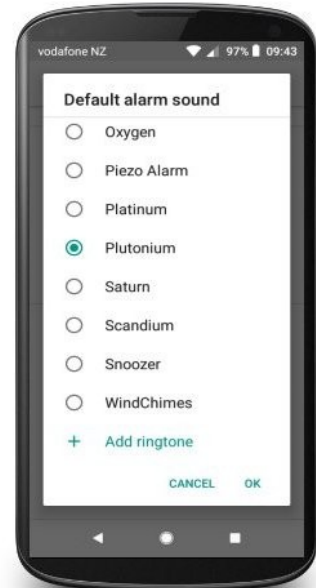
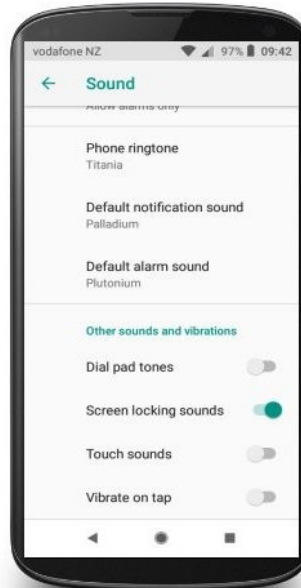
Customise notification settings for normal and urgent messages. Default settings for the device can be used or select your own sounds, vibration and whether notifications will override do not disturb



• Default settings for Device

Alternatively, customise the default sound settings for the device

Note: Powerpage uses the device Default alarm sound for urgent message notifications



Powerpage Hero – much more than paging or sms/txt

Powerpage sends, receives & tracks your messages to/from your staff using mobile devices connected to the Internet on any wifi or mobile broadband network, anywhere in the world

More than just a mobile phone app, Powerage Hero is a fully managed, secure and audited messaging service now available on Android (iOS, Windows, Kindle & more available soon)

Features

- 250 character message, one-touch refresh, message status flags and real sender Ids
- Wake on activity, notification/alarm sounds, vibrations, flashing LED and easy to use
- Target one or Broadcast messages simultaneously to millions of devices in seconds
- Zero mobile operator (Telco) costs when using Powerpage Hero on wifi connections
- Low subscription and running costs with effectively unlimited scalability

Other than the app on the device itself, no extra equipment, software or cables required, while existing Powerpage customers simply configure a new network to start using Powerpage Hero

• Powerpage Hero Message Charges

All messages received by the App are free of charge because the registered sender pays

All replies back to messages sent from Emsg & Powerpage senders are free of charge

New messages sent from the App or web page, or replies to another device, are chargeable

• Powerpage Account Types

Registered users may opt to be attached to one of the following account types;

Individual Account	sufficient pre-pay credit must be maintained to send messages
Corporate Account	billed monthly billing and any device can be sent messages

Christopher Newcome & Associates Limited
PO Box 331625, Takapuna, Auckland 0740
New Zealand

Simon Waymouth – Director Sales
Phn: +64 21 489580
eml: powerpage@smartword.co.nz